

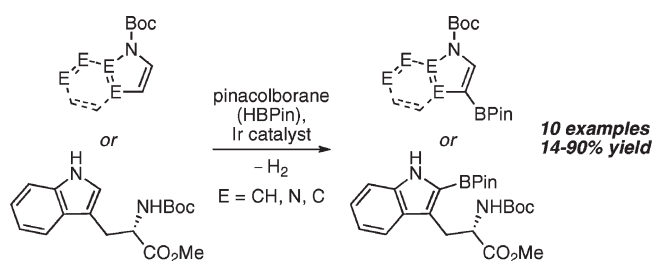
Boc Groups as Protectors and Directors for Ir-Catalyzed C–H Borylation of Heterocycles

Venkata A. Kallepalli, Feng Shi, Sulagna Paul, Edith N. Onyeozili, Robert E. Maleczka Jr.,* and Milton R. Smith III*

Department of Chemistry, Michigan State University, East Lansing, Michigan 48824-1322

maleczka@chemistry.msu.edu; smithmil@msu.edu

Received August 28, 2009

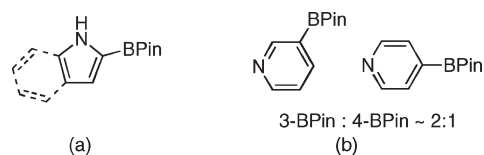


Ir-catalyzed C–H borylation is found to be compatible with Boc protecting groups. Thus, pyrroles, indoles, and azaindoles can be selectively functionalized at C–H positions β to N. The Boc group can be removed on thermolysis or left intact during subsequent transformations.

Ir-catalyzed borylation of C–H bonds is emerging as a new methodology for functionalizing aromatic and heteroaromatic hydrocarbons.¹ For aromatic substrates, steric effects dictate the regioselectivity, giving access to regiochemistry that is difficult to obtain using traditional synthetic methods. While for heterocyclic substrates the origins of regioselectivity are less apparent, it has been shown that borylation of pyrroles and indoles occurs adjacent to the heteroatom (Chart 1).¹

We had previously shown that the borylation regioselectivity for pyrrole can be shifted to the 3-position if the nitrogen is protected with a triisopropylsilyl (TIPS) group.² Removal of the TIPS group provided a regioisomer that is the complement to the product obtained from borylation of

CHART 1. Borylation Regioselectivities for (a) Unprotected Pyrrole, Indole, and (b) Pyridine



unprotected pyrrole. Unfortunately, trimethylsilyl protection, the more economical alternative, was impractical as the N–SiMe₃ bond is prone to hydrolysis. For general synthetic utility, we sought an economical, robust, yet readily removable protecting group to impart regioselectivity that TIPS protection provided. The compatibility of amides in aromatic borylations suggested that *tert*-butoxycarbonyl (Boc) protecting groups might be inert to the borylation conditions. Indeed, Gaunt and co-workers borylated *N*-Boc-pyrrole under microwave conditions,^{3a} and Shibasaki described the borylation of an *N*-Boc-protected aniline.^{3b} We sought to establish Boc compatibility beyond these limited examples, including in the Ir-catalyzed borylation of a Boc-protected amino acid.⁴ Furthermore, we wanted to establish Boc removal protocols that would leave the boryl intact.

N-Boc-pyrrole was a logical starting substrate for comparing Boc and TIPS protecting groups. We were pleased to find that borylation proceeded smoothly with effectively complete regioselectivity for the 3-position (Table 1, entry 1). The yields are reproducible and scale reasonably well. For example, 100 g of the pyrrole and 1.25 equiv of pinacolborane (HBPin) afford product in 85% yield using an Ir catalyst loading of 0.5 mol %.

N-Boc compatibility is reasonably general as indicated by the other entries in Table 1. In addition to substituted pyrrole (entries 2 and 3), *N*-Boc-indole (entry 4) and *N*-Boc-7-azaindole (entry 5) afford acceptable yields of 3-borylated products. The outcome for *N*-Boc-7-azaindole reflects a preference for the 3-position of a five-membered nitrogen heterocycle over sterically accessible sites in the six-membered N-heterocyclic moiety. A second borylation of *N*-Boc-7-azaindole proceeds selectively at the 5-position (entry 6), presumably because C5 is less hindered than C4.⁴

The yield for *N*-Boc-6-azaindole was low, and the *N*-Boc-imidazole reacted slowly (entry 8). In the latter case, rate diminution from N3 coordination to Ir is compounded by the fact that borylations adjacent to sp²-hybridized N are difficult. For *N*-Boc-imidazole, extensive decomposition occurred on workup. A stable imidazole analogue can be isolated in good yield if the more robust dimethylsulfonamide protecting group is used (entry 9). Entry 10 shows that *N*-Boc-pyrazole affords the 4-borylated product, whereas borylation of *N*-methylpyrazole gives the 5-borylated isomer as the major species.⁵

(4) After this paper was prepared, Marder and Steel reported microwave-accelerated iridium-catalyzed borylations of two Boc-protected heterocycles and one example of a one-pot cross-coupling reaction: Harrison, P.; Morris, J.; Marder, T. B.; Steel, P. G. *Org. Lett.* **2009**, *11*, 3586–3589.

(5) Smith, M. R., III; Maleczka, R. E., Jr.; Kallepalli, V.; Onyeozili, E. U.S. Patent Application 2008-0091027, April 17, **2008**.

(1) (a) Cho, J. Y.; Tse, M. K.; Holmes, D.; Maleczka, R. E. Jr.; Smith, M. R. III. *Science* **2002**, *295*, 305–308. (b) Ishiyama, T.; Takagi, J.; Hartwig, J. F.; Miyaoura, N. *Angew. Chem., Int. Ed.* **2002**, *41*, 3056–3058. (c) Ishiyama, T.; Takagi, J.; Yonekawa, Y.; Hartwig, J. F.; Miyaoura, N. *Adv. Synth. Catal.* **2003**, *345*, 1103–1106. (d) Maleczka, R. E. Jr.; Shi, F.; Holmes, D.; Smith, M. R. III. *J. Am. Chem. Soc.* **2003**, *125*, 7792–7793. (e) Mkhaliid, I. A. I.; Coventry, D. N.; Albesa-Jove, D.; Batsanov, A. S.; Howard, J. A. K.; Perutz, R. N.; Marder, T. B. *Angew. Chem., Int. Ed.* **2006**, *45*, 489–491. (f) Kikuchi, T.; Nobuta, Y.; Umeda, J.; Yamamoto, Y.; Ishiyama, T.; Miyaoura, N. *Tetrahedron* **2008**, *64*, 4967–4971.

(2) Tse, M. K.; Cho, J. Y.; Smith, M. R. III. *Org. Lett.* **2001**, *3*, 2831–2833.

TABLE 1. Borylation of *N*-Boc-Protected Heterocycles and *L*-Tryptophan^a

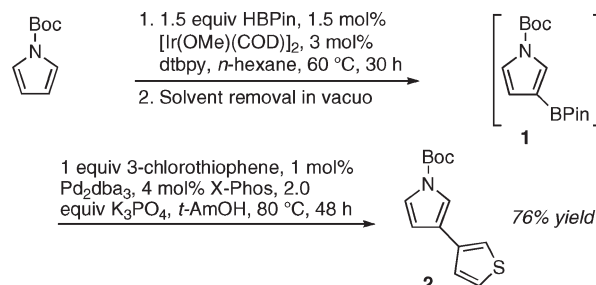
entry	product	conditions, yield	entry	product	conditions, yield
1		THF, 55 °C, 13 h, 90%	7 ^c		THF, 55 °C, 20 h, 14%
2		THF, 60 °C, 6 h, 82%	8		— ^d
3		<i>n</i> -hexane, rt, 5 h, 75%	9 ^e		Et ₂ O, rt, 65 h, 82%
4		<i>n</i> -hexane, 60 °C, 8 h, 65%	10		<i>n</i> -pentane, rt, 1.5 h, 76%
5		<i>n</i> -hexane, rt, 5 h, 56%	11 ^{e,f}		MTBE, rt, 45 min, 43%
6 ^{b,c}		<i>n</i> -hexane, rt, 96 h, 54%			

^aSee Supporting Information for details. ^bWith 3.5 equiv of HBPIn used. ^cWith 3.0 mol % of [Ir(OMe)(COD)]₂ and 6.0 mol % of dtbpy used. ^dApproximately 90% conversion achieved, but the product decomposed on attempted isolation. ^eWith 1.0 equiv of B₂Pin₂ used as the borylating agent. ^fWith 31% of starting material recovered.

N-Boc amino acids are a very important class of Boc-protected compounds for consideration. As shown in Table 1, the indole nucleus of protected tryptophan can be monoborylated. While preparation of the monoborylated compound (entry 11) was complicated by competing diborylation, the pure monoborylated compound could be obtained with no loss of stereochemistry in 43% yield with 31% of the starting material recovered. Stereospecificity was assayed by borylating *D* and *L* isomers of *N*-Boc tryptophan methyl ester in separate experiments. In both cases, the opposite enantiomer was not detected by chiral HPLC analysis. To the best of our knowledge, this entry represents the first example of protected α -amino acid C–H borylation. Of the compounds in Table 1, those in entries 1 and 6 have been described in the primary literature, entries 4, 5, 7, 9, and 10 appear in patents, and entries 2, 3, 8, and 11 are new.⁶

We, and others, have developed one-pot processes where Ir-catalyzed borylations are followed by one or more chemical transformations.^{1a,c–f} To assess the potential for using

the *N*-Boc-protected substrates in one-pot processes, the borylation of *N*-Boc-pyrrole was followed by the removal of volatiles. Without further purification, the cross-coupling of **1** with 3-chlorothiophene afforded biheterocycle **2** in 76%

SCHEME 1. One-Pot Borylation/C–C Cross-Coupling of *N*-Boc-Pyrrole with 3-Chlorothiophene

isolated yield after 48 h (Scheme 1). Several aspects of this sequence deserve further comment. Compound **2** was previously prepared by Buchwald and Billingsley, whose coupling of purified **1** with 3-chlorothiophene afforded **2** in 51% yield after 12 h.⁷ While our one-pot yield of 21% after 12 h was considerably lower than 51%, the real advantage of the C–H borylation/cross-coupling approach is that **1** is prepared in a single step from pyrrole using standard chemistry requires multiple steps and protective group swapping.⁷ As such, the total synthesis of **2** from pyrrole via conventional methods proceeds in only 15% overall yield. On the other hand, the one-pot C–H borylation/Suzuki-based approach allows for the transformation of pyrrole to **2** in far fewer steps and 72% overall yield.⁸

Of course a protective group must be removable. In this regard, Boc group deprotections that leave the C–B bond of borylated heterocycles intact are unprecedented. Thus, deprotection of **1** was investigated. Attempts to remove the Boc group with HCl or TFA resulted in unidentifiable decomposition products, whereas TBAF was ineffective in deprotection. Treatment with NaOMe yielded 42% of the desired product on 0.5 mmol scale, but at 4.0 mmol, yields varied significantly. In contrast, the Boc groups of **1** and all other heterocycles (except the azaindole products) could be cleaved thermally⁹ (Table 2) at scales up to 10 mmol. This reagent-free deprotection is not only economical but also in keeping with principles of green chemistry 1 and 8, namely, preventing waste and avoiding solvent use.¹⁰ Significantly, the products in Table 2 are regioisomers of the compounds obtained by borylating the unprotected heterocycles. Of the compounds in Table 2, those in entries 1, 4, and 5 have been described in the primary literature, and entries 2 and 3 are new.⁶

In summary, compatibility with Boc protecting groups allows for manipulating the regioselectivities for Ir-catalyzed borylations of nitrogen heterocycles. In addition,

(7) Billingsley, K.; Buchwald, S. L. *J. Am. Chem. Soc.* **2007**, *129*, 3358–3366.

(8) *N*-Boc-pyrrole is prepared in 95% yield from pyrrole: Salman, H.; Abraham, Y.; Tal, S.; Meltzman, S.; Kapon, M.; Tessler, N.; Speiser, S.; Eichen, Y. *Eur. J. Org. Chem.* **2005**, 2207–2212.

(9) Rawal, V. H.; Cava, M. P. *Tetrahedron Lett.* **1985**, *26*, 6141–6142.

(10) <http://www.epa.gov/greenchemistry/pubs/principles.html> (accessed Aug 2009).

(6) As per a search of the CAS database with SciFinder Scholar on October 8, 2009.

TABLE 2. Thermal Deprotection of Selected *N*-Boc-Protected Borylation Products from Table 1^a

entry	substrate	Conditions	product	% yield
1		180 °C, 35 min		80
2		180 °C, 18 min		76
3		140 °C, 16 h		72
4		180 °C, 45 min		64
5		180 °C, 5 min		72

^a*N*-Boc-protected substrates were placed in a flask and heated in air.

Ir-catalyzed borylations of protected tryptophan are shown to be feasible for the first time, which augurs favorably for similar functionalizations of peptides. Importantly, this work also establishes heat as a clean agent for Boc deprotection of BPin-substituted heteroarenes.

Experimental Section

General Procedure for C–H Borylation. The reaction was set up in a glovebox, where a Schlenk flask, equipped with a magnetic stirring bar, was charged with the corresponding substrate (1 mmol, 1 equiv). Two separate test tubes were charged with [Ir(OMe)(COD)]₂ (10 mg, 0.015 mmol, 3 mol % Ir) and dtbpy (8 mg, 0.03 mmol, 3 mol %). Excess HBPin (1.1–2 equiv) was added to the [Ir(OMe)(COD)]₂ containing test tube. Solvent (1 mL) was added to the dtbpy containing test tube in order to dissolve the dtbpy. The dtbpy solution was then mixed with the [Ir(OMe)(COD)]₂ and HBPin mixture. After mixing for 1 min, the resulting solution was transferred to the Schlenk flask. Additional solvent (2 × 1 mL) was used to wash the test tubes, and the washings were transferred to the Schlenk flask. The flask was stoppered, brought out of the glovebox, and attached to a Schlenk line in a fume hood. The Schlenk flask was placed under N₂, and the reaction was carried out at the specified temperature. The reaction was monitored by GC FID/MS. After

completion of the reaction, the volatile materials were removed on a rotary evaporator. The crude material was purified by column chromatography or dissolved in CH₂Cl₂ and passed through a plug of silica. Evaporation of solvent afforded the product.

***N*-Boc-3-(4,4,5,5-tetramethyl-1,3,2-dioxaboryl)pyrrole.** White solid in 90% yield; ¹H NMR (CDCl₃, 500 MHz) δ 7.61 (t, *J* = 1.7 Hz, 1 H), 7.23 (dd, *J* = 3.2, 2.1 Hz, 1 H), 6.44 (dd, *J* = 3.2, 1.5 Hz, 1 H), 1.56 (br s, 9 H), 1.30 (br s, 12 H); ¹³C NMR {¹H} (CDCl₃, 125 MHz) δ 148.6 (C=O), 128.8 (CH), 120.7 (CH), 116.2 (CH), 83.8 (C), 83.3 (C), 28.0 (3 CH₃ of ^tBu), 24.8 (4 CH₃ of BPin); ¹¹B NMR (CDCl₃, 96 MHz) δ 30.2; FT-IR (neat) ν_{\max} 3150, 2980, 2934, 1748, 1563, 1491, 1372, 1329, 1292, 1217, 1183, 1144, 1067, 976, 936, 857, 775, 691 cm⁻¹; GC-MS (EI) *m/z* (% relative intensity) M⁺ 293 (13), 237 (55), 194 (39), 193 (35), 178 (76), 107 (100), 57 (14). Anal. Calcd for C₁₅H₂₄BNO₄: C, 61.45; H, 8.25; N, 4.78. Found: C, 61.68; H, 8.53; N, 4.70.

General Procedure for Boc Deprotection. A Schlenk flask, equipped with a magnetic stirring bar, was charged with the substrate and heated in air at specified temperature until bubbling ceased. The crude material was dissolved in CH₂Cl₂ and passed through a plug of silica. Evaporation of solvent afforded the product.

3-(4,4,5,5-Tetramethyl-1,3,2-dioxaboryl)pyrrole. White solid in 80% yield; ¹H NMR (CDCl₃, 500 MHz) δ 8.61 (br s, 1 H), 7.23 (ddd, *J* = 1.5, 1.7, 2.7 Hz, 1 H), 6.82 (dd, *J* = 1.7, 2.5 Hz, 1 H), 6.55 (ddd, *J* = 1.5, 2.5, 2.6 Hz, 1 H), 1.31 (br s, 12 H); ¹³C NMR {¹H} (CDCl₃, 125 MHz) δ 127.0 (CH), 118.6 (CH), 113.8 (CH), 82.9 (C), 24.8 (4 CH₃ of BPin); ¹¹B NMR (CDCl₃, 96 MHz) δ 30.6; FT-IR (neat) ν_{\max} 3372, 3121, 2980, 2930, 1549, 1495, 1429, 1418, 1383, 1371, 1318, 1291, 1165, 1140, 1107, 966, 930, 860, 737, 691, 592 cm⁻¹; GC-MS (EI) *m/z* (% relative intensity) M⁺ 193 (100), 178 (20), 150 (9), 107 (21). Anal. Calcd for C₁₀H₁₆BNO₂: C, 62.22; H, 8.35; N, 7.26. Found: C, 62.46; H, 8.35; N, 7.35.

Acknowledgment. We thank BASF, Inc. for gifts of HBPin and B₂Pin₂, and the Michigan Economic Development Corp., the NIH (GM63188 to M.R.S.), the ACS Green Chemistry Institute's Pharmaceutical Roundtable, and Pfizer for kind financial support.

Supporting Information Available: Spectral data for all new compounds, as well as general experimental procedures. This material is available free of charge via the Internet at <http://pubs.acs.org>.